

BYOD Program Information

2023/2024



Our Vision

As our world continues to rapidly advance, the technology we use as parents is vastly different to the technological world our children are facing. Pearsall PS values digital learning within our school and we endeavour to ready our students for their future. The Pearsall PS ICT Operational Plan is specifically designed to support the required content and effective teaching to ensure that all learning programs are based around best practice.

What is the BYOD iPad program?

The BYOD iPad program will allow students to use their own personal device at school and home. The iPad is another tool to engage and enable students to develop the skills and habits to become successful 21st century learners within a school educational setting. The integration of this technology helps to transform teaching pedagogy, enabling teachers to implement highly refined individual programs on student devices. This enables our students to develop the skills to think critically, problem solve, be creative and demonstrate innovation using iPad technology at home, school and within the community.

Teachers will continue to teach lessons using established teaching and learning practices, using iPad technology as a tool to enhance and personalise the curriculum for students when and where appropriate. The amount of time spent using iPads in the classroom varies depending on planned lessons.



Curriculum Expectations

As part of implementing the Australian Curriculum - ICT General Capabilities schools are expected to:

- teach social and ethical protocols and practices
- ensure students conduct investigations
- provide opportunities to create
- communicate ideas & information
- manage and operate

The iPad initiative is NOT:

- technology for the sake of technology
- students using iPads all day at the expense of daily face-to-face teaching
- replacing pen and paper, or the teaching of correct handwriting skills
- impacting on outdoor student activities
- apps replacing teachers
- the only tool used for completing work or student assessment.


Why BYOD?

At Pearsall PS, we have currently outgrown our shared devices and feel that BYOD is the way for our students to achieve success throughout all learning areas. A 1:1 BYO iPad program will assist us to individualise learning, which can increase independence and self-initiated learning in students. This program will also extend their learning beyond the classroom.

Research and trialling has shown the value and safety of students each having their own personal iPad, as opposed to sharing them.

The school has collaborated with several schools in the region who have purchased and implemented iPads in their schools. All of these schools have already adopted a BYOD initiative or are in the process of changing over to a BYOD program. The advantages of a student using their own personal device are numerous. These include:

- Ability to store media and documents without interference by other students, either accidental or intentional
- The student's documents cannot be edited or deleted by other students who might use the device.
- Each device can be individually monitored. Multiple device users would have to be recorded to be monitored. Even then proving who was using the device at the time of an issue would be difficult.
- Wireless access provides the ability to email documents, search the internet when needed and print.
- There is no need to wait for an iPad to become available to commence and complete work.
- Not having to wait for another class to finish using them.



🍏 Why has Pearsall PS chosen Apple?

After extensive research by the school, a decision to use iPads was based on the following:

- The majority of schools consulted are now only solely iPad or transitioning to be, this includes those schools who initially implemented alternative platforms.
- The school requires iPads primarily to ensure the same applications are available across all devices.
- This also extends to methods for submission of work and in classroom presentation on the digital projector.
- Importantly our staff continues to be well trained to support learning and troubleshooting on iPads.
- Apple has an Education Team that provides guidance, support and professional development second to none.
- Apple has a track record of supporting the iPad with operating system and security updates far beyond the supported lifetime of other tablets. Importantly these updates are available worldwide without delay. These two factors are considerable in terms of online safety and the longevity of investment in the device.
- Apple has a rigorous vetting process of all apps (this includes educational apps) submitted to the app store. Teachers have access to over 20,000+ apps are designed specifically for educational purposes.
- Teachers can facilitate a change in student workflow through multi-media capabilities of the device. This can include the design of digital eBooks and iMovies. These applications are only available on an iPad device.
- Of all tablet devices, the iPad is the current market leader. It has a responsive multi-touch screen and a large, high-resolution LED-backlit IPS display. The iPad is compact, lightweight and portable. A battery life of 10 hours will be adequate for the whole school day.



Requirements

Students in Years 4, 5 and 6 are encouraged to bring their own iPad to school providing it meets some specific requirements. These requirements ensure that the quality of the device enhances students learning rather than hinders it.

Any student participating in the BYOD iPad program who doesn't have access to a personal iPad will where possible, use one of the school owned iPads. This includes a student whose iPad is in for repair or who has forgotten to bring it to school. Please note that school owned iPads can only be used at school and we can not supply a 1:1 situation. Borrowed iPads will have to be shared within small groups.



Device and Purchasing Requirements

Requirements


To ensure compatibility with the school system and classroom needs, we recommend the following devices

- iPad (10th Gen)
- iPad (9th Gen- recommended)
- iPad (8th Gen)
- iPad Pro

NO iPad Minis

Recommended Accessories

- Headphones
- Protective casing for iPad and keyboard
- Wired Keyboard
- Digital pencil



+Apple Care

Apple Care can be purchased for a small additional cost and provides a warranty. More information can be found here: <http://www.apple.com/au/support/products/>

Insurance

Insurance is an important consideration for the device your child brings to school. You can discuss insurance cover for the device with your home and content provider and add this item to your existing cover. CompNow also provides an Insurance option when purchasing through their site.

Purchasing- Comp Now

Pearsall Primary school has partnered with Comp Now Australia, to provide iPads at a discount price to the parent community. Parents are not required to purchase their devices from Comp Now Australia, but doing so does offer the following benefits:

- discounted education pricing
- Comp Care + extended warranty
- Technical support and service

iPads and bundles can be purchased at the below site.
<https://shop.compnow.com.au/school/pearsall-school>



Please select from the list below:

2 Years CompNow Tablet Insurance - Excess \$50 @ \$110.40 inc

CompNow Insurance

- 2 Years Coverage
- Accidental Loss
- Accidental Damage
- Liquid Spills
- Loss or damage by theft or attempted theft

Insurance underwritten by WFI Insurance Limited. Refer to Product Disclosure Statement by [clicking here](#).

For more information on our insurance products including our claims procedure goto www.compnow.com.au/services/insurance.

[PDS Document](#)

☐ Please acknowledge you have accessed the product disclosure statement available at the link above.

Price: \$110.40 inc

Insurance through
CompNow is available
when purchasing.



Device Setup



As soon as you turn your iPad on the instructions will take you through the process of setup. At the beginning of the school year, new devices to the program will be collected by the school and the Jamf supervision profile will be added to the device which allows the school to add all the education apps for FREE. This process will wipe the device clean, so we do recommend that you don't add too much to new devices before sending the into school. It is important to note that **you CANNOT restore a backup after Jamf has been added**, so any files or photos should be saved to another device prior to the install.

If you are bringing an existing household device to school it will need to be restored to factory settings before the start of Term 1, 2023.



Jamf Parent

Jamf Parent is an app you can use to manage your child's school-issued device. Using Jamf Parent, you can manage your child's school-issued device with the following features:

- Allow and restrict apps to choose which apps your child can use
- Enable App Lock to set a timer for app restrictions
- Create locations to see the approximate location of your child's device
- Create a Device Rule to schedule app restrictions

Responsibility and Maintenance

Student Responsibilities

- iPads to come to school fully charged each day. No charging allowed at school.
- iPads will be used by students for learning and teaching outcomes only – no free time use of iPads and general games.
- iPads to be brought to school daily and used daily.
- Students to always be aware of the location of their iPad and make sure they are placed in the secure classroom location.
- Parents are not to be contacted through their device e.g emails or messaging.
- Students may only use iPads in classroom time. Use before or after school, is not permitted.
- Students will not share or lend their iPad with other learners.
- Students will only use their iPad when instructed to by a teacher.

School Responsibilities

- Ensure all staff are trained in using common apps and platforms.
- Provide Cyber Safety resources for parents and students.
- Integrate ICT into the curriculum to maximise learning opportunities for students.
- Deliver the Digital Technologies curriculum to all students.
- A secure place will be provided for the storage of iPads when not in use – Eg recess, lunch.

Family and Student Agreements



Student Agreement for using School iPad at School

iPromise to:

- Use my iPad in a responsible way.
- Keep all personal passwords and codes confidential.
- Keep my iPad in its case at all times.
- Leave my iPad in the classroom at recess and lunch.
- Keep my iPad in its case in my school bag before and after school.
- Use my iPad only for educational purposes.
- Re-charge my iPad each night ready for use at school each day.
- Keep food and drinks away from the iPad at school and to and from school.
- Only use my iPad with my teacher's permission for learning.
- Keep personal information private and not share it online or with others at school.
- Be ethical with the use of the iPad camera at all times. School images cannot be used on social media.
- Ensure all Apps, photographs, music and other content on my iPad is age appropriate.
- Ensure any photos or videos taken on my iPad are appropriate and have the permission of the people in the images.
- Apps, music, videos can only be downloaded at home with parent permission.
- Keep home apps in a separate folder on your home screen.
- Respect the copyright of images and other media that I access.
- Ask permission to use my iPad before using it.
- Allow my iPad to be inspected at any time by a staff member.
- Be responsible for all damage or loss caused from using the iPad in an inappropriate manner.
- If you are using a school iPad you need to use the same iPad number each time.
- Handle my iPad with care to maintain its functionality.
- Use both hands when carrying the iPad around the classroom and any outdoor class lessons.
- Be responsible and my best, and take good care of my iPad and those of others.
- Alert the classroom teacher if I am worried about anything on my iPad or the iPad of another student.
- Only use my iPad under adult supervision with responsible behaviour.
- Use recommended headphones when required to prevent disruption to other student's learning.
- Only access school related content on my iPad while at school.

I have read and agree to follow the Pearsall Primary School iPad Personal Agreement

Year: _____ Room: _____ Date: _____
 Student Name (please print): _____
 Student Signature: _____
 Parent/Carer Name: (please print): _____
 Parent/Carer Signature: _____ Date: _____



Family iPad Agreement BYOD iPad Program- Years 4 and 5

Date

Participants in this Family iPad Agreement

☐

We agree that the iPad is controlled by the parents and is loaned to the child, and that its main purpose is for learning.

☐

We agree on how the iPad will be secured, cared for, transported and stored. Consider the types of things to avoid around an iPad, how will it be kept secure, carried and kept at home. Consider how damage will be handled and paid for should it occur.

☐

We agree on what the iPad should be used for outside of its main purpose, and agree on what activity is not acceptable. Consider whether you will allow the child to play games, socialise, use social networks etc.

☐

We agree on where the iPad will be charged each night. Consider the location, time and how this will fit into the students routine, for example, "after brushing teeth- in parents room."

Family iPad Agreement BYOD iPad Program- Years 4 and 5


☐

We agree on where and when the iPad can be used at home. Consider, private vs public spaces, balance between screen time and face time, establishing an internet curfew.

☐

We agree to what appropriate balance looks like for all members of the family. Consider the times and activities that are "sacred" family time, i.e. evening meals when no digital devices are allowed. Consider what you'll do to engage in a variety of activities that you can enjoy as a family, when/how often you'll do them.

☐

We agree to keep an honest and open dialogue about the child's digital life. Consider setting expectations around how to deal with bullying and what to do if students come across inappropriate websites, etc.

☐

We agree to what consequences might be appropriate should there be breaches to the agreements. Consider setting consequences appropriate to the action.

☐

We agree to make future adjustments to these agreements or create new agreements as needed.

Parent/Guardian Signatures:

Student Signature:



iPad Support



How to restore an existing device to factory settings

If you are bringing an existing household device to school it will need to be restored to factory settings before the start of Term 1, 2023. Sign out of iCloud Scan the QR code below for more information.



How to do a soft reset

If you find that your iPad is running a bit slower than usual little, or you're having trouble loading a specific app or game, but it's still responsive to your touches — then you should try a soft reset. A soft reset is simply turning your iPad off and on again, and it can fix a lot of issues. You won't lose any data or settings and nothing will be deleted from your iPad when you do a soft reset, so it's the first thing you should try when you have an issue. Scan the QR code below for more information.



Cyber Safety

For more information on cyber safety scan the following QR code.

<https://www.esafety.gov.au/parents>



Pearsall Support

Please email **Pearsall.PS.BYOD@education.wa.edu.au** if you have any questions

Helpful Hints

- Consider having a central charging station in your household, not in bedrooms. This can prevent the loss of chargers and help you monitor iPad use.
- Discuss with your children that every place they go on the Internet may be "remembered," and comments they make will stay there indefinitely. Impress upon them that they are leaving behind a "digital footprint."
- Keep communication open with your kids about their online activity. This is very important. Talk to them about what they are doing online and how they are using technology. Establish rules and limits together.
- Get to know the apps on your iPad. Do they require in app purchases? Check your credit card and phone bills for unfamiliar account charges.

Support

Device Supervision



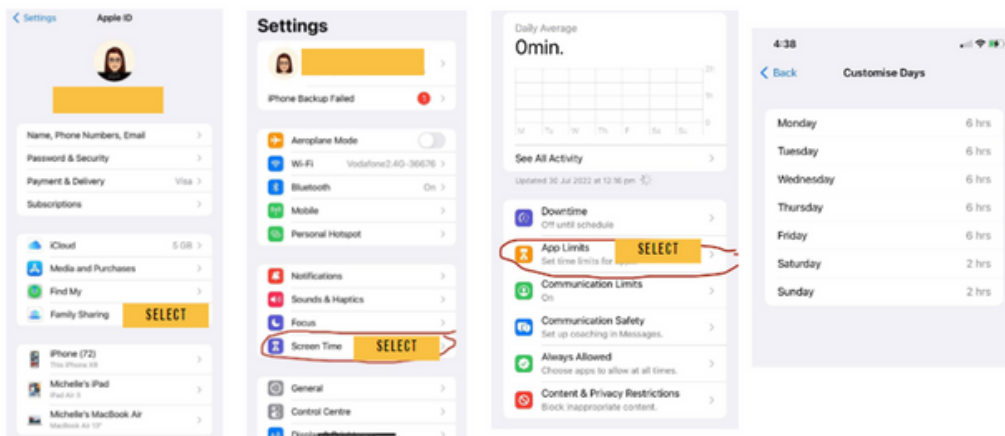
Jamf Parent is an app you can use to manage your child's school-issued device. Using Jamf Parent, you can manage your child's school-issued device with the following features:

- ✓ Allow and restrict apps to choose which apps your child can use
- ✓ Enable App Lock to set a timer for app restrictions
- ✓ Create locations to see the approximate location of your child's device
- ✓ Create a Device Rule to schedule app restrictions

This guide provides step-by-step instructions on how to add your child's device to Jamf Parent by either logging in or by scanning a QR code on your child's device.

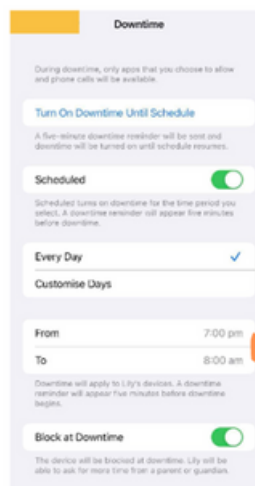
or

SUPERVISION: FAMILY SHARING



SUPERVISION: FAMILY SHARING

SETTING DOWNTIME



DON'T FORGET..

**SET YOUR
DOWNTIME FOR
OUTSIDE OF
SCHOOL HOURS**